






Operation/Task:	Server Build (Hardening) Process - Linux			Equipment:	N/A
Owner:	Vice President of Technology	Date Prepared:	3/2/20	Department Responsibilities:	All IT Staff
		Revision History:	See last page		

ALERTS (see below): Critical Step  Quality Check  Tip  Team Safety 

Purpose: This SOP/work instruction documents the procedures for building/hardening Linux servers.

Step #	Alerts	Step Description - “What to Do”	“How to Do it”	“Why to Do it”
1		Follow Server on-boarding checklist	<ul style="list-style-type: none"> Follow the steps outlined in the “Server Provision Checklist-Linux.xlsx” located in the shared DIT folder. Once completed, the documentation should be appended to the ticket. 	Standard construction templates for production systems are necessary for stable and mature infrastructure environments.

Notes:

Definitions:

Revision History	Description of Changes	Requested by	Date
Original	New SOP – First posting to intranet	Jon Peters	1/5/16
Rev 1	Revised SOP to new format	Mike Starrett	3/2/20
Rev 2	Updated to current SOP format: gray header bar, revision history column; branding updates: font size/type	Mike Starrett	4/19/21
Rev 3	Reviewed by Eric Crichton, no changes made		8/30/23
Rev 4	Updated owner to Vice President of Technology	Mike Starrett	11/4/24

